

## 14. ABOUT US

Driven by the passion for innovation, we at Dr Trust endeavour to provide our customers with the latest medical inventions with an objective to promote good health and wellness all around the world. All the medical devices and health monitors provided by Dr Trust are supported by accurate, latest and ground breaking technologies, innovated at our headquarters in NY, USA. All our products adhere to the most stringent CE and FDA guidelines and are strongly recommended by doctors and health practitioners. Our products are designed in the utmost exemplary ways to ensure that their accuracy and convenience are unrivalled. The ease of their use and operation makes them even more suitable for users of all age groups.

Dr Trust strives to enhance the quality of lifestyle by providing with the most trusted and innovative health care and wellness products. Being a renowned global leader in health care products, Dr Trust ensures that our technically efficient team works dynamically and tirelessly to provide the best of the medical devices to our clients. The products that we have to offer are suitably designed for use at homes, laboratories and hospitals.

Our ground breaking solutions allow you to monitor your health in the easiest ways possible. In today's era when all of our lives are too hassled to handle, it becomes a bit difficult to pay attention to our health. But it has now become easier with the coming of the monitoring devices which can be conveniently used at homes and even on the go.

**We bring to you a variety of best self medical devices, trusted and used by Doctors, medical professionals and home users all over the world.**

# Dr Trust®

# Dr Trust® Smart Body Fat Scale 505



Scan to View  
Product Demo  
[www.drtrustusa.com/505](http://www.drtrustusa.com/505)

USER  
INSTRUCTIONS

Thank you for purchasing the Dr Trust Smart Body Fat Scale 505. Read this manual carefully before use and keep it for future reference.

Please visit [www.drtrustusa.com](http://www.drtrustusa.com) for further information & update.

1. INTRODUCTION	3
2. INTENDED USE	3
· Measuring body weight only	
· Measuring body composition	
3. CONNECTING THE SCALE WITH YOUR SMARTPHONE	4
4. REGISTER YOURSELF ON (Smart Body Fat Scale) AS A USER	4
5. PAIR THE DEVICE WITH APP	5
6. CHANGING UNIT	5
7. APP STORAGE	5
8. OPERATION	6
9. ERROR ICONS OF THE SCALE	7
10. MAINTENANCE AND STORAGE	8
11. ATTENTION	8
12. SPECIFICATIONS	10
13. CUSTOMER SUPPORT	11
14. ABOUT US	12

The Dr Trust Smart Body Fat Scale 505 is easy to use. It calculates the values for body fat percentage, metabolism, skeletal muscle percentage and visceral fat level correctly. It also calculates the Body Mass Index (BMI) and body age and weight as well. The scale is a high precision strain gauge sensor system with a high-performance CPU to make accuracy. It is intended for use in the home for measuring weight and body fat mass generally in healthy adults 18 years of age or older. It comes with low battery and overload indications. While its APP account will allow you to store data for up to eight personal profiles with time & date.

**2. INTENDED USE**

**Measuring Body Weight Only**

If you don't connect Bluetooth, then stand on the scale, the scale will only measure your body weight. Please follow below given steps:

- 1) Place the scale on the hard and flat surface.
- 2) Carefully step on the platform of scale and stand as stationary as possible until the weight reading is shown and locked on the LCD.
- 3) The display will show your weight measurement with room temperature.
- 4) The scale will be automatically off without further operation.

Note: Don't use it on the carpet or soft surface.



## Measuring Body Composition

A healthy balance between fat and muscles is important for maintaining a good health and wellness throughout life. It helps to increase lifespan by reducing the risk of heart diseases, diabetes and cancer etc.

The Dr Trust Smart Body Fat Scale 505 is designed to work with Bluetooth technology for measuring Body Weight, BMI, BFR, Muscle, Moisture, Bone mass, BMR, Visceral fat, Protein rate, Body age, Standard weight, Weight control, Body fat, Weight without fat, Muscle weight, the amount of protein, the degree of Obesity and so on.

### 3. CONNECTING THE SCALE WITH YOUR SMARTPHONE

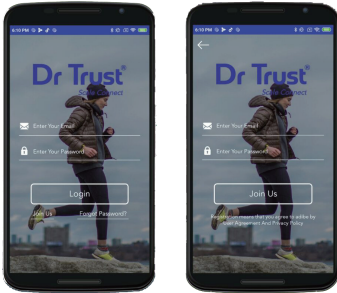
- 1) Download the APP "Dr Trust Scale Connect" from Apple store or Google play online app store



**Remark: The APP is available for iOS and android device with IOS version 8.0 or Android version 5.0 and Bluetooth 4.0 (Or higher version).**

### 4. REGISTER YOURSELF ON (Dr Trust Scale Connect) AS A USER

- Start <Dr Trust Scale Connect>
- Open the "Bluetooth"
- Open the "Location" or "GPS"
- Register an account or use the third-party to log in
- Edit information to complete the user Profile



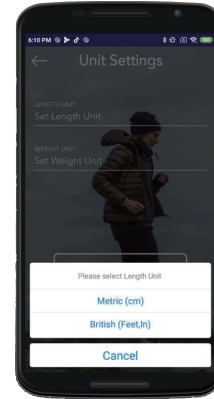
4

www.drtrustusa.com

### 5. PAIR THE DEVICE WITH THE APP

- When app is paired with the scale, please step on the Bluetooth scale to power it on. Then Press <me> and click <my device> to do searching, then click < sync the device>.
- Back to <Home> page and you will see the device is: Scanning > Connecting > Connected.
- Measurements will start after the device is connected

Tips: First time to pair the app and Bluetooth scale, scale must be in power on status.



### 6. CHANGING UNIT

If users want to change units, please click <me>---<Unit> to select weight unit: kg/lb/st, and Height unit: cm/inch.

### 7. APP STORAGE

The APP will allow you to record data of eight users with time, day, week, month and year information.

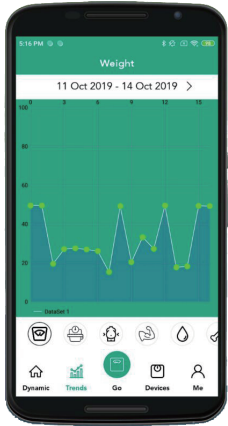
5

www.drtrustusa.com

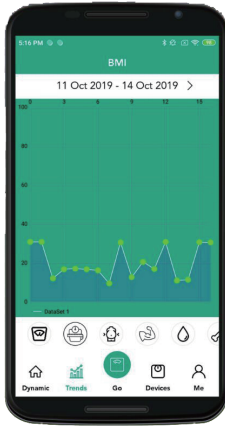
Weight

BMI

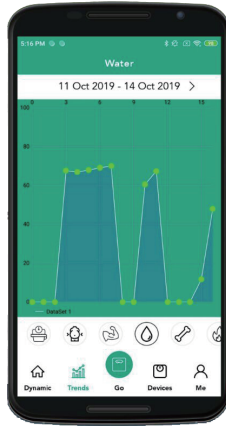
Water



Pic 1



Pic 2

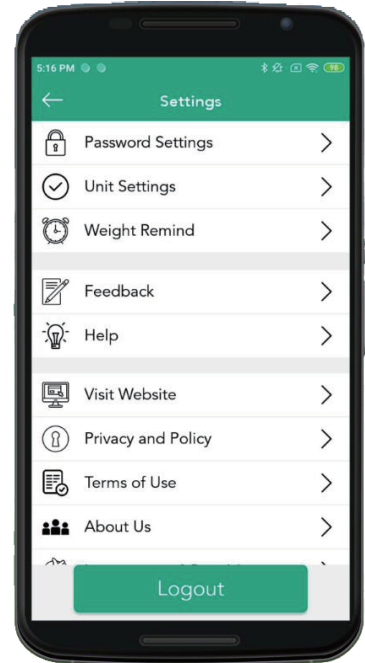
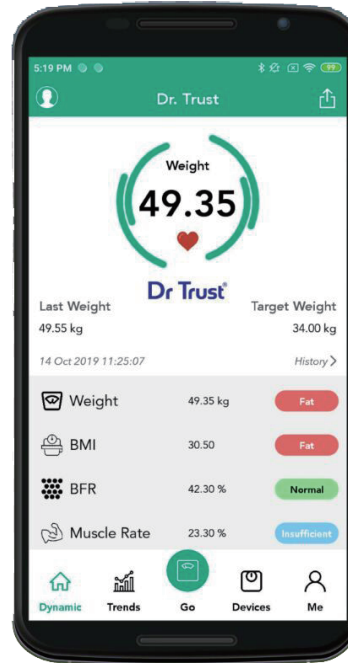


Pic 3

## 8. OPERATION

- Put the scale on the hard & flat surface.
- Step on the platform of the scale with bare feet and stand as steady as possible (steadily) until the weight reading is shown and locked on the display.
- Wait a second until your measured data is shown on the app.

**Tip: follow steps: weighing > Analyzing > Test done**



## 9. ERROR ICONS OF THE SCALE

### Overload

- The LCD will indicate "Err", when scale is over max capacity.
- Please remove the weight to avoid any damage.

Err



## Low Battery

- The LCD will indicate "Lo".
- Please open the battery cover and replace the new battery with correct way.

## Faulty measurement

Measurement fail indicates "Err1", for below 2 conditions:

- Body fat percentage is less 5% or over 50%.
- Unsuccessful test.

## 10. MAINTENANCE AND STORAGE

Please use soft tissue or a damp cloth with neutral detergent, alcohol or glass cleaner to clean the surface if it is dirty. Avoid using soap or other chemicals as they may lead to a damage. Storage environment must be dry for a longtime conversation. Also, keep it away from water, heat and extreme coldness.

## 11. ATTENTION

- Please take off shoes and socks and keep your bare feet in touch with the electrodes for measuring body composition (Body Weight, BMI, BFR, Muscle, Moisture, Bone mass, BMR, Visceral fat, Protein rate, Body age, Standard weight and Body Fat etc.) accurately.
- Do not place the scale on wet and slippery surfaces and should not stand on it with wet feet to avoid slipping.
- If the scale malfunctions, please check the charging. If necessary, please check it immediately.
- The scale is a high precision measuring device. Never jump or stomp on the scale.

Dr Trust®



Dr Trust®

- Please handle it carefully to avoid breaking when moving it.
- When weighing both feet must be in the center of scale to avoid tipping of device.
- When battery charging is over, immediately recharge it.
- The scale platform maybe slippery when wet, thus please make sure both the scale platform and your feet are dry before use.



Note: Persons with pacemakers and other medical equipments are not recommended to use this device. In body composition analysis of professional athletes, pregnant women or others, who are a few special provisions, result can be error may not as accurate.

## 12. SPECIFICATIONS

<b>Product Dimensions:</b>	302 X 240 X 24 mm
<b>Net Weight:</b>	1.36 kg
<b>Functionality:</b>	Auto on and auto off
<b>Material Used:</b>	Tempered glass and ABS
<b>Limit of measurement:</b>	5 kg - 180 kg/ or 396 lb
<b>Units of measurement:</b>	kg /lb/ pound
<b>Wireless:</b>	Bluetooth
<b>Operating temperature:</b>	0 °C ~ 40 °C
<b>Battery:</b>	Rechargeable through micro USB
<b>Hardware Requirements:</b>	OS Android 4.4 / iOS 8.0; and above, supports Bluetooth 4.0

Note: The scale would be switched on when weight of 5 kg or more is placed on it.

*Disclaimer: The scale is for family use only and not suitable for professional use. Body Weight, BMI, BFR, Muscle, Moisture, Bone mass, BMR, Visceral fat, Protein rate, Body age, Standard weight, Body Fat measurements are for reference only. You should consult a doctor when you undertake any diet or exercise program.*

## 13. CUSTOMER SUPPORT

### CONTACT ADDRESS

#### USA

##### Nureca INC. USA

276 5th Avenue, Suite 704-397, New York (NY) - 10001, USA

#### EUROPE

##### Nureca Gmbh

Colonius Carré, Subbelrather Str. 15a,  
Cologne, 50823 Germany

#### INDIA

##### Corporate Office (Mumbai)

##### Nureca Private Limited

#103/104, Orbit Plaza, New Prabhadevi Marg,  
Prabhadevi, Mumbai, Maharashtra-400025

#### Call On

**USA :** +1 212-234-45-63

**India :** +91-7527013265 / +91-9356658436

**Website:** [www.drtrustusa.com](http://www.drtrustusa.com)

**Email:** [customercare@nureca.com](mailto:customercare@nureca.com)

#### Connect with us on social networks

**Facebook:** @drtrust

**Instagram:** @drtrustisin

**Youtube:** NurecaUSA

COPYRIGHT© 2019 DR TRUST. ALL RIGHTS RESERVED